





ASTRO

With their sober design, Astro desks help you create your collaborative spaces, making no compromise on functionality. Its arch metal structure, separated from the top by a spacer, is the ideal choice in open spaces to optimise large multiple office layouts. Astro furniture can be upgraded to meet proximity and communication requirements, with various privacy, accessory and cable management options to make it even more functional.





1. Modern and minimalist style of the arch metal leg with raised top. 2. Removable Plexiglas front space divider for a customised work area. 3. Double metal cable tray with great capacity fixed to beams to adapt itself to the sliding tops.

Technical description

Structure made of Structorex®, 25 mm thickness.

2 mm ABS edging.

Fitted with at least one 80 mm diameter cable port or 2 cm scalloped top.

Metal arch structure leg configuration, 70 x 30 mm, available in single workstation and/or double arch for shared workstation, with recessed add-on leg for add-on units, lacquered epoxy finish.

Recessed leg on add-on unit to ease lateral movement from one workstation to another.

Astro range is based on a self-supporting beam system with raised desk tops, forming a full steel underframe with 2 arch legs and a transverse beam.

Adjustable screw feet to compensate for any unevenness in the floor.

In back to back configuration, a space divider can be fitted in the 3 cm gap provided between the tops.

Optional sliding top systems with easy to use operating handle allowing fast access to connections.

Electrification

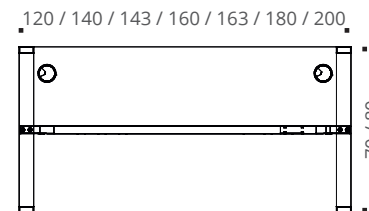
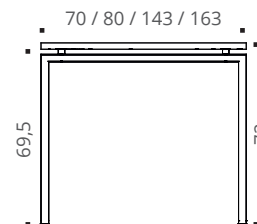
Fitted with at least one 80 mm diameter cable port or 2 cm scalloped top.

Desktop

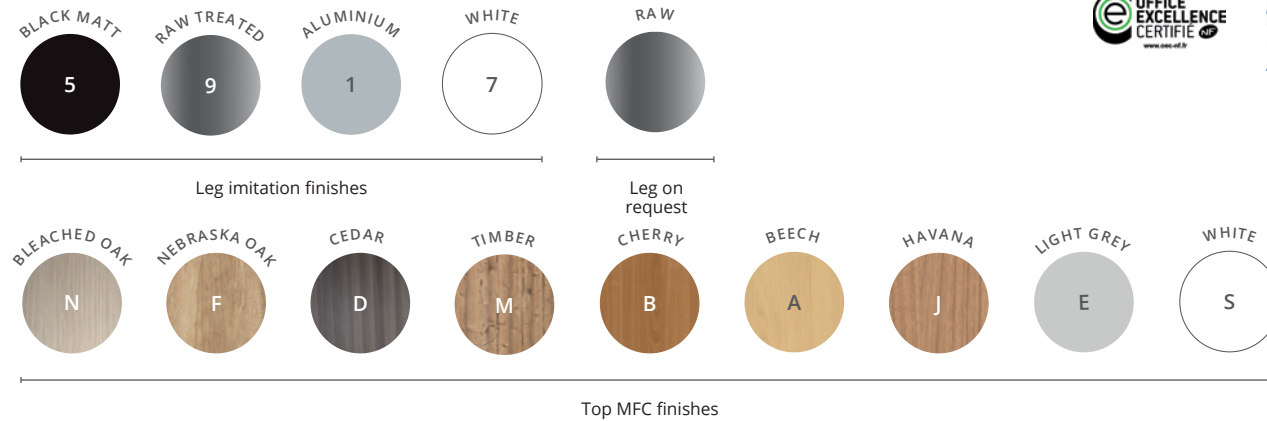
Structure made of Structorex®, 25 mm thickness.

Leg

Metal arch structure leg configuration, 70 x 30 mm, available in single workstation and/or double arch for shared workstation, with recessed add-on leg for add-on units, lacquered epoxy finish.



Finishes



Single desk

		Dimensions in cm	Ref.	+Finish*
Straight desk D 70 cm / H 72 cm		L 120	BK64	+ [] [] []
		L 140	BK65	+ [] [] []
		L 160	BT27	+ [] [] []
		L 143	BY46	+ [] [] []
		L 163	BY47	+ [] [] []
Straight desk D 80 cm / H 72 cm		L 120	BU58	+ [] [] []
		L 140	BP16	+ [] [] []
		L 160	BN09	+ [] [] []
		L 180	BN10	+ [] [] []
		L 200	BT29	+ [] [] []
Wave desk D 80 to 90 cm / H 72 cm		L 140 right hand return	BU59	+ [] [] []
		L 140 left hand return	BU60	+ [] [] []
		L 160 right hand return	BU61	+ [] [] []
		L 160 left hand return	BU62	+ [] [] []

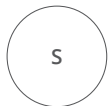
*Complete the reference with the chosen finish. All our mentioned finishes, metal and all other materials are to be considered as decoration and imitation finishes.
 Ex : right hand return wave desk L 140 cm, White metal legs, Beech MFC finish top = BU59 + [7 | A]



Leg on request

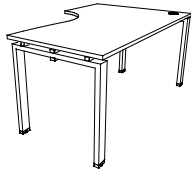




Leg imitation finishes



Top MFC finishes

Single desk

		Dimensions in cm	Ref.	+Finish*
Compact desk D 80 to 110 cm / H 72 cm D 60 return		L 140 right hand return	BP25	+ <input type="checkbox"/> <input type="checkbox"/> <input type="checkbox"/>
		L 140 left hand return	BP26	+ <input type="checkbox"/> <input type="checkbox"/> <input type="checkbox"/>
		L 160 right hand return	BP27	+ <input type="checkbox"/> <input type="checkbox"/> <input type="checkbox"/>
		L 160 left hand return	BP28	+ <input type="checkbox"/> <input type="checkbox"/> <input type="checkbox"/>
		L 180 right hand return	BP29	+ <input type="checkbox"/> <input type="checkbox"/> <input type="checkbox"/>
		L 180 left hand return	BP30	+ <input type="checkbox"/> <input type="checkbox"/> <input type="checkbox"/>
Compact manager desk D 110 to 120 cm / H 72 cm D 60 return Structure L 160 cm Arch D 70 cm		L 200 right hand return	BX38	+ <input type="checkbox"/> <input type="checkbox"/> <input type="checkbox"/>
		L 200 left hand return	BX39	+ <input type="checkbox"/> <input type="checkbox"/> <input type="checkbox"/>
Double wave desk D 80 to 90 cm / H 72 cm		L 160	BU63	+ <input type="checkbox"/> <input type="checkbox"/> <input type="checkbox"/>

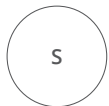
*Complete the reference with the chosen finish. All our mentioned finishes, metal and all other materials are to be considered as decoration and imitation finishes.
 Ex : right hand return compact desk L 180 cm, Aluminium metal legs, White MFC finish top = BP29 + 1 S



Leg on request

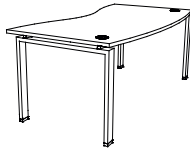




Leg imitation finishes



Top MFC finishes

Single desk

		Dimensions in cm	Ref.	+Finish*
<p>Double wave manager desk D 90 to 100 cm / H 72 cm</p> 		L 180	BU64	+ [] [] []
<p>90° symmetrical desk D 80 to 160 cm / H 72 cm D 80 cm return on arch leg</p> 		L 160	BU65	+ [] [] []
<p>120° symmetrical desk D 80 to 119 cm / H 72 cm structure L 120 cm</p> 		L 208	BU66	+ [] [] []

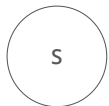
*Complete the reference with the chosen finish. All our mentioned finishes, metal and all other materials are to be considered as decoration and imitation finishes.
Ex : 120° symmetrical desk, Raw treated metal legs, Grey MFC finish top = BU66 + [9] [E]



Leg on request





Leg imitation finishes



Top MFC finishes

Multi-workstations / tops with cable ports

Dimensions in cm	D 143 CM		D 163 CM	
	Ref.	+Finish*	Ref.	+Finish*
2 back to back desks Starter element H 72 cm 	L 120	BQ98 + [] [] []	BP17	+ [] [] []
	L 140	BR00 + [] [] []	BU67	+ [] [] []
	L 160	BR42 + [] [] []	BP18	+ [] [] []
	L 180		BP19	+ [] [] []
2 back to back desks Add-on unit H 72 cm 	L 120	BQ99 + [] [] []	BU68	+ [] [] []
	L 140	BR01 + [] [] []	BU69	+ [] [] []
	L 160	BR43 + [] [] []	BU70	+ [] [] []
	L 180		BU71	+ [] [] []

*Complete the reference with the chosen finish. All our mentioned finishes, metal and all other materials are to be considered as decoration and imitation finishes.
 Ex : 2 back to back desks L 160 / D 163 cm, tops with cables ports, add-on unit, Aluminium metal legs, Cedar MFC finish top = BU70 + 1 D



Leg on request



Leg imitation finishes

Multi-workstations / tops with scalloped edge

D 143 CM

D 163 CM

Dimensions in cm

Ref.

+Finish*

Ref.

+Finish*

**2 back to back desks
Starter element**
H 72 cm



L 120
L 140
L 160
L 180

BK69 +
BK70 +
BR44 +

BR48 +
BK75 +
BK76 +

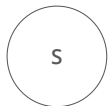
**2 back to back desks
Add-on unit**
H 72 cm



L 120
L 140
L 160
L 180

BK71 +
BK72 +
BR45 +

BR49 +
BK77 +
BK78 +



Top MFC finishes

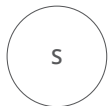
*Complete the reference with the chosen finish. All our mentioned finishes, metal and all other materials are to be considered as decoration and imitation finishes.
Ex : 2 back to back desks L 160 / D 143 cm, tops with scalloped edge, add-on unit, White metal legs, Beech MFC finish top = BR45 + 7 A



Leg on request





Leg imitation finishes



Top MFC finishes

Multi-workstations / sliding top

Dimensions in cm	Ref.	+Finish*	D 143 CM		D 163 CM	
			Ref.	+Finish*	Ref.	+Finish*
2 back to back desks Starter element H 72 cm		L 120	BS32	+ [] [] []		
		L 140	BS33	+ [] [] []	BS39	+ [] [] []
		L 160	BS34	+ [] [] []	BS40	+ [] [] []
		L 180			BS41	+ [] [] []
2 back to back desks Add-on unit H 72 cm		L 120	BS35	+ [] [] []	BS43	+ [] [] []
		L 140	BS36	+ [] [] []	BS44	+ [] [] []
		L 160	BS37	+ [] [] []	BS45	+ [] [] []
		L 180				

*Complete the reference with the chosen finish. All our mentioned finishes, metal and all other materials are to be considered as decoration and imitation finishes.
 Ex : 2 back to back desks L 160 / D 143 cm, sliding tops, starter element, Black metal legs, Nebraska Oak MFC finish top = BS34 + [5 | F]






Leg on request

Leg imitation finishes

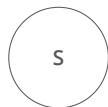
Top and modesty panel MFC finishes

Modesty panel brackets imitation finishes

Options

	Description	Dimensions in cm	Ref.	+Finish*	
	For straight desk D 70 cm	D 60 / H 72 / L 80	BU30	+ [] [] []	
	For straight desk D 80 cm		BU31	+ [] [] []	
			Ref.	+Finish* brackets	+Finish* modesty panel
	For L 120 desk	AR00	+ []	+ []	
	For L 140 desk	AR01	+ []	+ []	
	For L 160 desk	AR02	+ []	+ []	
	For L 180 desk	AR03	+ []	+ []	
	For L 120 desk	AQ95	+ []	+ U	
	For L 140 desk	AQ96	+ []	+ U	
	For L 160 desk	AQ97	+ []	+ U	
	For L 180 desk	AQ98	+ []	+ U	

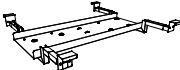
*Complete the reference with the chosen finish. All our mentioned finishes, metal and all other materials are to be considered as decoration and imitation finishes.
 Ex : extension L 60 / D 80 cm for straight desk D 80 cm, Aluminium metal legs, Beech MFC finish top = BU31 + [1 | A]




Top MFC finishes

Options

	Description	Dimensions in cm	Ref.	+Finish*
Half-moon extension		D 40 / L 143	BY483	+ <input type="checkbox"/>
		D 40 / L 163	AP493	+ <input type="checkbox"/>
		D 60 / L 143	BZ333	+ <input type="checkbox"/>
		D 60 / L 163	BZ343	+ <input type="checkbox"/>

Double metal cable tray Aluminium finish		Specific for sliding tops Aluminium finish - fitted on beam	D 58,5 / H 13,5 / L 95	BS461K
--	---	--	------------------------	--------


	Description	Finish	Ref.
Magnetic cable channel		Specific for Astro leg	Aluminium White
			BM291K BM297S

*Complete the reference with the chosen finish. All our mentioned finishes, metal and all other materials are to be considered as decoration and imitation finishes.
Ex : half-moon extension D 40 / L163 cm, Bleached Oak MFC finish top = AP493 + N

buronomic

FABRICANT FRANÇAIS

RETROUVEZ UN PARTENAIRE BURONOMIC PRÈS DE CHEZ VOUS



www.buronomic.com

